



PRODUCT GUIDE

September 2017

AUSTRALIA'S #1 LADDER BRAND
BAILEYLADDERS.COM.AU

THE PUNCHLOCK[®] ADVANTAGE

AUSTRALIA'S #1 LADDER BRAND

Bailey's Professional range of ladders are manufactured using our Punchlock[®] construction technology. Combined with our unique double hollow tread design, this gives the distinct advantages of strength, stiffness and durability unmatched by riveted ladders.



PUNCHLOCK[®] SUPER STRONG

- 66% stronger than conventional riveted type ladders
- Increased strength and durability



DOUBLE HOLLOW TREAD TWIST RESISTANT

- Increased rigidity and stiffness in the ladder frame
- Reduces ladder twisting



TRI-BRACING SUPER STABLE

- Strongest support between tread and stile
- Eliminates catch points



LIGHTWEIGHT DESIGN SUPER LIGHT

- Industrial strength and safety with a lightweight advantage
- Reduces strain and fatigue

All these distinct advantages are engineered into our Professional range of Aluminium and Fibreglass ladders.

**DISCOVER THE ADVANTAGE YOURSELF - INVEST IN
OUR SUPERIOR PROFESSIONAL RANGE OF LADDERS
THAT WILL GIVE YOU YEARS OF SERVICE.**

BAILEY PRODUCT GUIDE 2017

CONTENTS

Choosing The Right Ladder



PAGE 4

Load/Duty Ratings & Ladder Safety



PAGE 6

Single & Double Sided Stepladders



PAGE 7

A general purpose stepladder accessed from a single side only or both sides, on a double sided stepladder.

Multi-Purpose Ladders



PAGE 12

Highly versatile – can be used as a stepladder and a straight ladder with adjustable heights, or separated into two low-level trestles.

Dual Purpose & Step Extension Stepladders



PAGE 13

Highly versatile (2 in 1) – converts from a stepladder to a straight ladder.

Platform Stepladders



PAGE 17

Provides a safe work platform when 'working at heights'. Can be closed for storage.

Order Pickers & Access Platforms



PAGE 22

Used for moderate/frequent use stock picking applications.

Single & Extension Ladders



PAGE 26

Designed for height access for builders, carpenters, plumbers and serious DIY. Fixed length or height adjustable.

Attic Ladders



PAGE 31

Lightweight, aluminium ladders designed to access roof spaces.

Mobile Scaffolding



PAGE 32

Designed for quick, safe and efficient erection and use at the work site or around the home.

Work Platforms



PAGE 35

Platforms for all types of applications. Designed for portability and safety.

CHOOSING THE RIGHT LADDER

STEP 1 - LADDER SIZE

Choose the correct size of ladder for the job

• 1m = 3 feet approximately

| STEPLADDERS | |
|-------------|-------------------|
| Ladder Size | Max. Reach Height |
| 2 | 2.0m |
| 3 | 2.3m |
| 4 | 2.6m |
| 5 | 2.9m |
| 6 | 3.2m |
| 7 | 3.5m |
| 8 | 3.8m |
| 10 | 4.4m |
| 12 | 5.0m |

| EXTENSION LADDERS | |
|-------------------|-------------------|
| Ladder Size | Max. Reach Height |
| 8 | 5.0m |
| 10 | 6.2m |
| 12 | 7.4m |
| 14 | 8.9m |
| 15 | 9.5m |
| 16 | 10.1m |
| 17 | 10.7m |
| 18 | 11.6m |
| 20 | 12.2m |

| PLATFORMS | |
|---------------|-------------------|
| Platform Size | Max. Reach Height |
| 2 | 2.6m |
| 3 | 2.9m |
| 4 | 3.2m |
| 5 | 3.5m |
| 6 | 3.75m |
| 7 | 4.0m |
| 8 | 4.3m |
| 10 | 4.9m |
| 12 | 5.5m |

STEP 2 - LADDER TYPE

Choose the correct type of ladder for the job



Step Stool



Platform Stepladder



Single Sided Stepladder



Double Sided Stepladder



Dual Purpose Stepladder



Single & Extension Ladder




Order Picker & Access Platform




Scaffold

STEP 3 - LADDER MATERIAL

Choose the right construction



Aluminium:
Lightweight



Fibreglass:
Electro - Safe™
(non-conductive)

STEP 4 - LOAD/DUTY RATING

Choose a suitable load and duty rating



100kg

**HOUSEHOLD/
DOMESTIC**

120kg

**DIY/
INDUSTRIAL**

150kg

**PROFESSIONAL/
INDUSTRIAL**

170kg



Load Rating: The maximum load including the weight of the user, materials and tools which the ladder is intended to carry.

Duty Rating: The rating assigned to a ladder, ie. industrial or domestic, which indicates the service capability of the ladder.

5.1m

GUTTERS

Single Storey

2.4m 2.7m

Double Storey

5.1m 5.7m

EXTERIOR WALLS

Windows

2.4m 2.7m

2.7m

CEILINGS

Light Fittings

2.4m 2.7m

INTERIOR WALLS

Wall Hangings

2.4m 2.7m



LOAD/DUTY RATINGS IN DETAIL AND LADDER SAFETY

What is a 'load rating'?

The maximum safe working load of the ladder, including the weight of the user tools/equipment and materials they are carrying.

Exceeding the safe working load is dangerous and voids warranties. A minimum load rating of 120kg must be used in all 'workplaces'.

What is a 'duty rating'?

The duty rating is assigned by the manufacturer based on the product's design parameters.

There are two duty ratings: Domestic and Industrial. Only ladders with an 'Industrial' duty rating can be used in any workplace.

Ratings Explained

DOMESTIC

100KG

DOMESTIC

For domestic use in and around the home e.g. cleaning, cupboard access. Must not be used in a workplace. Made to the requirements of Australian and New Zealand Standards AS/NZS 1892.

INDUSTRIAL

120KG

INDUSTRIAL

135KG

INDUSTRIAL

For moderate industrial use. An industrial grade of ladder for trade or serious DIY/handyman. Made to the requirements of the Australian and New Zealand Standards AS/NZS 1892.

INDUSTRIAL

170KG

INDUSTRIAL

150KG

INDUSTRIAL

225KG W.L.L.

INDUSTRIAL - HEAVY DUTY - PROFESSIONAL

For heavy duty industrial trade/commercial use by professional contractors, tradespersons, workplaces, serious DIY/handyman. Made to the requirements of the Australian and New Zealand Standards AS/NZS 1892.

Ladder Safety and General Principles

- Ladders must be handled with care at all times.
- Observe the manufacturers warnings and instructions.
- Observe closely the area in which you wish to position the ladder and assess for risks (e.g. open door ways, overhead power lines, uneven ground).
- Where a risk is present, remove (or reduced to an acceptable level) the risk, or seek an alternative safe means of access.
- Ladders are designed and built for a specific use. Read the warning labels and never use the ladder that is not recommended by the manufacturer.
- Choose the right type of ladder and the correct height for the task at hand.
- Always inspect the ladder for damage prior to use.
- NEVER USE A LADDER THAT HAS BEEN DAMAGED OR HAS MISSING PARTS.
- Ensure the ladder is free from dirt, water and grease prior to use paying particular attention to the treads/ rungs.
- When using a ladder near a door way, block/lock the door and/or post a guard.
- Do not leave ladders unattended while they are erected in case of children climbing.
- Always wear fully enclosed footwear with slip resistance soles.
- Avoid using ladders in very wet or windy conditions.
- Never use a ladder if you are impaired by drugs, alcohol or sickness.

SINGLE SIDED & DOUBLE SIDED STEPLADDERS





PROFESSIONAL PUNCHLOCK® SINGLE SIDED STEPLADDER

ALUMINIUM
LIGHTWEIGHT

INDUSTRIAL
150KG

- Punchlock® tread design and deep fascia top caps increase torsional rigidity of the overall ladder frame
- Industrial Duty Rated. Designed for use on industrial work sites
- 150kg load rating
- Light, strong, aluminium construction
- Anti-slip feet for added safety and stability
- Designed for trade or serious DIY use
- Made to Australian and New Zealand Standards AS/NZS 1892.1



| Product No. | Description | Nominal Size | Nominal Max. Reach Height | EAN Code | Nominal Weight |
|-------------|--------------------|--------------|---------------------------|---------------|----------------|
| FS13380 | Pro AL SS 6 150kg | 1.8m (6') | 3.2m | 9312097055148 | 6.6kg |
| FS13441 | Pro AL SS 7 150kg | 2.1m (7') | 3.5m | 9312097055841 | 7.8kg |
| FS13381 | Pro AL SS 8 150kg | 2.4m (8') | 3.8m | 9312097055155 | 8.9kg |
| FS13382 | Pro AL SS 10 150kg | 3.0m (10') | 4.4m | 9312097055162 | 14.1kg |
| FS13383 | Pro AL SS 12 150kg | 3.6m (12') | 5.0m | 9312097055179 | 19.2kg |

Spare Parts

| | |
|---------|-------------------------------------|
| FS22781 | S/P Feet Kit |
| FS22887 | S/P Arm Kit, suits FS13380/ FS13441 |
| FS22888 | S/P Arm Kit, suits FS13381 |



PROFESSIONAL PUNCHLOCK® SINGLE SIDED STEPLADDER

FIBREGLASS
ELECTRO-SAFE™

INDUSTRIAL
150KG

- Punchlock® tread design and deep fascia top caps increase torsional rigidity of the overall ladder frames
- Industrial Duty Rated. Designed for use on industrial work sites
- 150kg load rating
- Strong, fibreglass construction with triangular plate bracing
- Electro - Safe™ (non conductive)
- Internal spreader arms, heavy duty steel - cross braced. Available on models 1.8 to 3.6m
- Anti-slip rubber "Boots" for maximum grip on any surface and protection of the stiles
- Made to Australian and New Zealand Standards AS/NZS 1892.3



| Product No. | Description | Nominal Size | Nominal Max. Reach Height | EAN Code | Nominal Weight |
|-------------|----------------------|--------------|---------------------------|---------------|----------------|
| FS10490 | Pro FG RFSS 3 150kg | 0.9m (3') | 2.3m | 9312097008168 | 4.5kg |
| FS10491 | Pro FG RFSS 4 150kg | 1.2m (4') | 2.6m | 9312097008175 | 5.5kg |
| FS10492 | Pro FG RFSS 6 150kg | 1.8m (6') | 3.2m | 9312097008182 | 8.8kg |
| FS10493 | Pro FG RFSS 7 150kg | 2.1m (7') | 3.5m | 9312097008199 | 9.8kg |
| FS10494 | Pro FG RFSS 8 150kg | 2.4m (8') | 3.8m | 9312097008205 | 11.6kg |
| FS10495 | Pro FG RFSS 10 150kg | 3.0m (10') | 4.4m | 9312097008212 | 17.1kg |
| FS10496 | Pro FG RFSS 12 150kg | 3.6m (12') | 5.0m | 9312097008229 | 20.9kg |

Spare Parts

| | |
|---------|------------------------------------|
| FS22774 | S/P Feet Kit |
| FS22718 | S/P Internal Arm Kit suits FS10492 |



TRADE RIVETED SINGLE SIDED STEPLADDER

ALUMINIUM
LIGHTWEIGHT

INDUSTRIAL
150KG

- Riveted construction
- Industrial Duty Rated. Designed for use on industrial work sites where strength, durability and safety is required
- 150kg load rating
- Heavy duty extruded aluminium construction with bracing
- Internal arm system provides extra stability and resistance to ladder-walk
- Anti-slip feet for maximum grip on any surface for added safety and stability
- Made to Australian and New Zealand Standards AS/NZS 1892.1

| Product No. | Description | Nominal Size | Nominal Max. Reach Height | EAN Code | Nominal Weight |
|-------------|---------------------|--------------|---------------------------|---------------|----------------|
| FS13426 | TRADE AL SS 6 150kg | 1.8m (6') | 3.2m | 9312097055605 | 7.9kg |

Spare Parts

| | |
|---------|--------------|
| FS22781 | S/P Feet Kit |
|---------|--------------|



TRADE RIVETED DOUBLE SIDED STEPLADDER

ALUMINIUM
LIGHTWEIGHT

INDUSTRIAL
150KG

- Riveted construction
- Industrial Duty Rated. Designed for use on industrial work sites where strength, durability and safety is required
- 150kg load rating
- Heavy duty extruded aluminium construction
- Internal arm system provides extra stability and resistance to ladder-walk
- Anti-slip feet for maximum grip on any surface for added safety and stability
- Made to Australian and New Zealand Standards AS/NZS 1892.1

| Product No. | Description | Nominal Size | Nominal Max. Reach Height | EAN Code | Nominal Weight |
|-------------|---------------------|--------------|---------------------------|---------------|----------------|
| FS13428 | TRADE AL DS 3 150kg | 0.9m (3') | 2.3m | 9312097055629 | 5.9kg |
| FS13429 | TRADE AL DS 4 150kg | 1.2m (4') | 2.6m | 9312097055636 | 6.6kg |
| FS13430 | TRADE AL DS 6 150kg | 1.8m (6') | 3.2m | 9312097055643 | 9.6kg |
| FS13431 | TRADE AL DS 8 150kg | 2.4m (8') | 3.8m | 9312097055650 | 12.8kg |

Spare Parts

| | |
|---------|--------------|
| FS22782 | S/P Feet Kit |
|---------|--------------|



BIG TOP PROFESSIONAL PUNCHLOCK® DOUBLE SIDED STEPLADDER

ALUMINIUM
LIGHTWEIGHT

INDUSTRIAL
150KG

- Punchlock® tread design and deep fascia top caps increase torsional rigidity of the overall ladder frames
- Industrial Duty Rated. Designed for use on industrial work sites
- 150kg load rating
- Light, strong, aluminium construction
- Extra wide double sided ladder for greater versatility, safety and greater load bearing strength
- The incorporation of extra wide interlocking top caps also adds strength and stability
- Anti-slip feet for added safety and stability
- Made to Australian and New Zealand Standards AS/NZS 1892.1



| Product No. | Description | Nominal Size | Nominal Max. Reach Height | EAN Code | Nominal Weight |
|-------------|------------------------|--------------|---------------------------|---------------|----------------|
| FS13393 | Pro AL Big Top 3 150kg | 0.9m (3') | 2.3m | 9312097055278 | 5.25kg |
| FS13394 | Pro AL Big Top 4 150kg | 1.2m (4') | 2.6m | 9312097055285 | 6.4kg |

Spare Parts

| | |
|---------|--------------|
| FS22782 | S/P Feet Kit |
|---------|--------------|



BIG TOP PROFESSIONAL PUNCHLOCK® DOUBLE SIDED STEPLADDER

NEW
FIBREGLASS
ELECTRO-SAFE™

INDUSTRIAL
150KG

- Punchlock® tread design and deep fascia top caps increase torsional rigidity of the overall ladder frames
- Industrial Duty Rated. Designed for use on industrial work sites
- Extra Heavy Duty, 150kg load rating
- Strong, fibreglass construction with triangular plate bracing
- Electro - Safe™ (non conductive)
- Extra wide double sided ladder for greater versatility, safety and greater load bearing strength
- The incorporation of extra wide interlocking top caps also adds strength and stability
- Anti-slip feet for added safety and stability
- Made to Australian and New Zealand Standards AS/NZS 1892.3



| Product No. | Description | Nominal Size | Nominal Max. Reach Height | EAN Code | Nominal Weight |
|-------------|------------------------|--------------|---------------------------|---------------|----------------|
| FS13723 | Pro FG Big Top 3 150kg | 0.9m (3') | 2.3m | 9312097061415 | 6.0kg |
| FS13724 | Pro FG Big Top 4 150kg | 1.2m (4') | 2.6m | 9312097061422 | 7.5kg |

Spare Parts

| | |
|---------|--------------|
| FS22775 | S/P Feet Kit |
|---------|--------------|



PROFESSIONAL PUNCHLOCK® DOUBLE SIDED STEPLADDER

ALUMINIUM
LIGHTWEIGHT

INDUSTRIAL
150KG

- Punchlock® tread design and deep fascia top caps increase torsional rigidity of the overall ladder frames
- Industrial Duty Rated. Designed for use on industrial work sites
- 150kg load rating
- Light, strong, aluminium construction
- Double sided for greater versatility and greater load bearing strength
- The incorporation of interlocking top caps also adds strength and stability
- Anti-slip feet for added safety and stability
- Made to Australian and New Zealand Standards AS/NZS 1892.1



| Product No. | Description | Nominal Size | Nominal Max. Reach Height | EAN Code | Nominal Weight |
|-------------|-------------------|--------------|---------------------------|---------------|----------------|
| FSI3385 | Pro AL DS3 150kg | 0.9m (3') | 2.3m | 9312097055193 | 4.8kg |
| FSI3386 | Pro AL DS4 150kg | 1.2m (4') | 2.6m | 9312097055209 | 6.1kg |
| FSI3387 | Pro AL DS5 150kg | 1.5m (5') | 2.9m | 9312097055216 | 7.7kg |
| FSI3388 | Pro AL DS6 150kg | 1.8m (6') | 3.2m | 9312097055223 | 9.2kg |
| FSI3389 | Pro AL DS8 150kg | 2.4m (8') | 3.8m | 9312097055230 | 13.3kg |
| FSI3390 | Pro AL DS10 150kg | 3.0m (10') | 4.4m | 9312097055247 | 18.7kg |
| FSI3391 | Pro AL DS12 150kg | 3.6m (12') | 5.0m | 9312097055254 | 24.8kg |
| FSI3392 | Pro AL DS16 150kg | 4.8m (16') | 6.2m | 9312097055261 | 41.2kg |

Spare Parts

| | |
|---------|------------------------------------|
| FS22782 | S/P Feet Kit |
| FS22509 | S/P Side Arm Kit suits FSI3385/6 |
| FS22511 | S/P Side Arm Kit suits FSI3387/8 |
| FS22713 | S/P Internal Arm Kit suits FSI3390 |
| FS22723 | S/P Arm Kit suits FSI3389 |



PROFESSIONAL PUNCHLOCK® DOUBLE SIDED STEPLADDER

FIBREGLASS
ELECTRO-SAFE™

INDUSTRIAL
150KG

- Punchlock® tread design and deep fascia top caps increase torsional rigidity of the overall ladder frames
- Industrial Duty Rated. Designed for use on industrial work sites
- Extra Heavy Duty, 150kg load rating
- Strong, fibreglass construction with triangular plate bracing
- Electro - Safe™ (non conductive)
- Double sided for greater versatility and greater load bearing strength
- Interlocking top caps adds strength and stability
- Internal spreader arms, heavy duty steel - cross braced available on models 1.8 to 3.6m
- Anti-slip rubber "Boots" for maximum grip on any surface and protection of the stiles
- Made to Australian and New Zealand Standards AS/NZS 1892.3



| Product No. | Description | Nominal Size | Nominal Max. Reach Height | EAN Code | Nominal Weight |
|-------------|-------------------|--------------|---------------------------|---------------|----------------|
| FSI0483 | Pro FG DS3 150kg | 0.9m (3') | 2.3m | 9312097007178 | 5.5kg |
| FSI0484 | Pro FG DS4 150kg | 1.2m (4') | 2.6m | 9312097007185 | 7.0kg |
| FSI0485 | Pro FG DS6 150kg | 1.8m (6') | 3.2m | 9312097007192 | 10.6kg |
| FSI0486 | Pro FG DS7 150kg | 2.1m (7') | 3.5m | 9312097008038 | 12.5kg |
| FSI0487 | Pro FG DS8 150kg | 2.4m (8') | 3.8m | 9312097008076 | 14.5kg |
| FSI0488 | Pro FG DS10 150kg | 3.0m (10') | 4.4m | 9312097008083 | 20.3kg |
| FSI0489 | Pro FG DS12 150kg | 3.6m (12') | 5.0m | 9312097008090 | 25.5kg |

Spare Parts

| | |
|---------|--------------------------------------|
| FS22775 | S/P Feet Kit |
| FS22719 | S/P Internal Arm Kit suits FSI0485 |
| FS22723 | S/P Internal Arm Kit suits FSI0486/7 |
| FS22713 | S/P Internal Arm Kit suits FSI0488 |

MULTI-PURPOSE LADDERS



Tray for illustrated purposes only



BXS 13 & 20 MULTI-PURPOSE LADDERS

ALUMINIUM **INDUSTRIAL** **135KG**
LIGHTWEIGHT

- Industrial Duty Rated. Designed for use on industrial work sites
- 135kg load rating
- Strong, aluminium construction
- The most versatile ladder you can own
- Telescopic design quickly adjusts to a comfortable working height
- Adjust height quickly with spring loaded 'J' locks
- Adjust angle positions easily with push knobs
- Wide flared bottom for firm support and stability
- Anti-slip feet for added safety and stability
- Made to Australian and New Zealand Standards AS/NZS 1892.1


| Product No. | Description | Nominal Size | Nominal Max. Reach Height | EAN Code | Nominal Weight |
|-------------|--------------------------------|-----------------------|---------------------------|---------------|----------------|
| FS13643 | BXS13 MKII Multi-Purpose 135kg | 1.7/3.3m (5'6"/10'9") | 2.5/4.3m | 9312097059993 | 13.1kg |
| FS13644 | BXS20 MKII Multi-Purpose 135kg | 2.3/4.5m (7'6"/14'8") | 3.1/5.5m | 9312097060005 | 16.7kg |

Spare Parts

SP15-011 S/P Feet Kit



Stairway ladder



Stepladder



Straight ladder



Trestle ladder

DUAL PURPOSE & STEP EXTENSION STEPLADDERS





PROFESSIONAL PUNCHLOCK® DUAL PURPOSE STEPLADDER

ALUMINIUM
LIGHTWEIGHT

INDUSTRIAL
150KG

- Quicklatch: Converts from a straight ladder back to a stepladder with the press of a button
- Punchlock® tread design and deep fascia top caps increase torsional rigidity of the overall ladder frames
- Industrial Duty Rated. Designed for use on industrial work sites
- 150kg load rating
- Strong, aluminium construction
- Easily converts from a stepladder to a single ladder, automatically latches into position
- Slightly tapered back legs provide added stability when used as a stepladder
- Anti-slip feet for added safety and stability
- Made to Australian and New Zealand Standards AS/NZS 1892.1



| Product No. | Description | Nominal Size | Nominal Max. Reach Height | EAN Code | Nominal Weight |
|-------------|------------------|-------------------|---------------------------|---------------|----------------|
| FS13395 | Pro AL DP6 150kg | 1.8/3.2m (6'/10') | 3.2/4.2m | 9312097055292 | 8.7kg |
| FS13396 | Pro AL DP7 150kg | 2.1/3.8m (7'/12') | 3.5/4.8m | 9312097055308 | 10.2kg |
| FS13397 | Pro AL DP8 150kg | 2.4/4.4m (8'/14') | 3.8/5.4m | 9312097055315 | 11.7kg |

Spare Parts

| | |
|---------|--------------------|
| FS22782 | S/P Feet Kit |
| FS22703 | S/P Large Hook Kit |
| FS23125 | S/P Button Kit |



PROFESSIONAL RIVETED DUAL PURPOSE STEPLADDER WITH TREE & POLE SUPPORT

ALUMINIUM
LIGHTWEIGHT

INDUSTRIAL
150KG

- Tree/pole support added to rear section dramatically improves stability when used against trees and poles
- Three (3) sizes — 6, 7, 8 — a size for every height
- Large anti-slip "Boots" increase stability when working at heights
- Super strong tri-bracing increases strength and rigidity
- 150kg load rating
- Industrial Duty Rated. Designed for use on Industrial work sites.
- Ideal for trade and serious DIY
- Made to Australian and New Zealand Standards AS/NZS 1892.1



| Product No. | Description | Nominal Size | Nominal Max. Reach Height | EAN Code | Nominal Weight |
|-------------|----------------------------|-------------------|---------------------------|---------------|----------------|
| FS13570 | DP6 with Tree/Pole Support | 1.8/3.2m (6'/10') | 3.2/4.2m | 9312097059030 | 9.5kg |
| FS13571 | DP7 with Tree/Pole Support | 2.1/3.8m (7'/12') | 3.5/4.8m | 9312097059047 | 11.4kg |
| FS13572 | DP8 with Tree/Pole Support | 2.4/4.4m (8'/14') | 3.8/5.4m | 9312097059054 | 13.4kg |

Spare Parts

| | |
|------------|--------------|
| SP15-008AZ | S/P Feet Kit |
|------------|--------------|



TRADE RIVETED DUAL PURPOSE STEPLADDER

ALUMINIUM
LIGHTWEIGHT

INDUSTRIAL
150KG

- Riveted construction
- Industrial Duty Rated. Designed for use on industrial work sites where strength, durability and safety is required
- 150kg load rating
- Heavy duty extruded aluminium construction
- Three (3) sizes — 6, 7, 8 — a size for every height
- Ideal for trade and serious DIY
- Made to Australian and New Zealand Standards AS/NZS 1892.1

| Product No. | Description | Nominal Size | Nominal Max. Reach Height | EAN Code | Nominal Weight |
|-------------|--------------------|-------------------|---------------------------|---------------|----------------|
| FS13432 | TRADE AL DP6 150kg | 1.8/3.2m (6'/10') | 3.2/4.2m | 9312097055667 | 7.2kg |
| FS13433 | TRADE AL DP7 150kg | 2.1/3.8m (7'/12') | 3.5/4.8m | 9312097055674 | 8.4kg |
| FS13434 | TRADE AL DP8 150kg | 2.4/4.4m (8'/14') | 3.8/5.4m | 9312097055681 | 9.6kg |

Spare Parts

FS22782 S/P Feet Kit



PROFESSIONAL RIVETED DUAL PURPOSE STEPLADDER WITH TREE & POLE SUPPORT

NEW
FIBREGLASS
ELECTRO-SAFE™

INDUSTRIAL
150KG

- Tree/pole support added to rear section dramatically improves stability when used against trees and poles
- Three (3) sizes — 6, 7, 8 — a size for every height
- Large anti-slip "Boots" increase stability when working at heights
- Trapezoidal tread design and deep fascia tops caps increases the torsional rigidity of the overall ladder frames
- Industrial Duty Rated. Designed for use on Industrial work sites
- 150kg Load Rate
- Electro-Safe™ (non-conductive)
- Easily converts from a stepladder to a single ladder
- Made to Australian and New Zealand Standards AS/NZS 1892.3



| Product No. | Description | Nominal Size | Nominal Max. Reach Height | EAN Code | Nominal Weight |
|-------------|-------------------------------|-------------------|---------------------------|---------------|----------------|
| FS13668 | FG DP6 with Tree/Pole Support | 1.8/3.2m (6'/10') | 3.2/4.2m | 9312097060715 | 10.5kg |
| FS13669 | FG DP7 with Tree/Pole Support | 2.1/3.8m (7'/12') | 3.5/4.8m | 9312097060722 | 15.1kg |
| FS13670 | FG DP8 with Tree/Pole Support | 2.4/4.4m (8'/14') | 3.8/5.4m | 9312097060739 | 16.8kg |

Spare Parts

SP15-009AZ S/P Feet Kit



PROFESSIONAL PUNCHLOCK® STEP EXTENSION STEPLADDER

FIBREGLASS
ELECTRO-SAFE™

INDUSTRIAL
150KG

- Punchlock® tread design and deep fascia top caps increase torsional rigidity of the overall ladder frames
- Industrial Duty Rated. Designed for use on industrial work sites
- 150kg load rating
- Strong, fibreglass construction
- Electro - Safe™ (non-conductive)
- Highly versatile and easily converts from a stepladder to an extension ladder
- Rear section extends in 300mm increments
- Strong and safe extended ladder position ensured by heavy duty locking hooks
- Anti-slip rubber "Boots" for added safety, stability and protection of the stiles
- 'Vee' rung as standard for pole work
- Made to Australian and New Zealand Standards AS/NZS 1892.3



| Product No. | Description | Nominal Size | Nominal Max. Reach Height | EAN Code | Nominal Weight |
|-------------|-------------------|--------------------|---------------------------|---------------|----------------|
| FS10444 | Pro FG FSE6 150KG | 1.8/3.2m (6'/10') | 3.2/4.2m | 9312097006188 | 12.6kg |
| FS10445 | Pro FG FSE7 150KG | 2.1m/3.8m (7'/12') | 3.5/4.8m | 9312097006195 | 14.4kg |
| FS10446 | Pro FG FSE8 150KG | 2.4/4.1m (8'/13') | 3.8/5.1m | 9312097006201 | 15.8kg |

Spare Parts

| | |
|---------|----------------|
| FS22774 | S/P Feet Kit |
| FS22858 | S/P Arm Kit |
| FS22859 | S/P Clutch Kit |

PLATFORM STEPLADDERS





NEW SAFETY GATE FS13647 NOW AVAILABLE

Spare Parts

| | |
|---------|-------------------------------|
| FS13647 | S/P Safety Gate Kit 475-500mm |
| FS22967 | S/P Feet Kit |
| FS22997 | S/P Plastic Handrail |
| FS22971 | S/P Castor Kit 2-6 |
| FS22972 | S/P Castor Kit 7-8 |
| FS23093 | S/P Castor Brackets Front |
| FS23094 | S/P Castor Brackets Rear |

PROFESSIONAL PUNCHLOCK® PLATFORM STEPLADDER

ALUMINIUM
LIGHTWEIGHT

INDUSTRIAL
170KG

- Punchlock® tread design increases the torsional rigidity of the overall ladder frame
- Industrial Duty Rated. Designed for use on industrial work sites where strength, durability and safety is required
- 170kg load rating
- Strong, heavy duty extruded aluminium construction with additional Tri-brace™ tread bracing
- Welded rear frame for strength and durability
- Wide, anti-slip platform (490x400mm) for a secure work area
- Multi function handrail/accessories holder
- 900mm handrail height from platform
- Anti-slip rubber feet for maximum grip on any surface
- Made to Australian and New Zealand Standards AS/NZS 1892.1



| Product No. | Description | Nominal Platform Height | Nominal Max. Reach Height | EAN Code | Nominal Weight |
|-------------|-------------------|-------------------------|---------------------------|---------------|----------------|
| FS13398 | Pro AL PFS2 170kg | 0.57m | 2.6m | 9312097055322 | 8.2kg |
| FS13399 | Pro AL PFS3 170kg | 0.86m | 2.9m | 9312097055339 | 9.6kg |
| FS13400 | Pro AL PFS4 170kg | 1.15m | 3.1m | 9312097055346 | 10.9kg |
| FS13401 | Pro AL PFS5 170kg | 1.43m | 3.4m | 9312097055353 | 12.3kg |
| FS13402 | Pro AL PFS6 170kg | 1.72m | 3.7m | 9312097055360 | 14.1kg |
| FS13585 | Pro AL PFS7 170kg | 2.0m | 4.0m | 9312097059337 | 17.5kg |
| FS13586 | Pro AL PFS8 170kg | 2.23m | 4.3m | 9312097059344 | 20.4kg |

Accessories

| | | | | | |
|---------|--|-----------|---|---------------|-------|
| FS22971 | Castor/Wheel Kit | Fits 2-6' | - | 9312097021419 | 2.5kg |
| FS22972 | Castor/Wheel Kit | Fits 7-8' | - | 9312097021426 | 2.5kg |
| FS13647 | PFS Safety Gate Kit (suits Bailey Pro-Punchlock & P150 models) | | | 9312097060036 | 2.6kg |

Note: Platform height is approximate vertical height to platform from the ground

PROFESSIONAL PUNCHLOCK® PLATFORM STEPLADDER

FIBREGLASS
ELECTRO-SAFE™

INDUSTRIAL
150KG

- Punchlock® tread design increases the torsional rigidity of the overall ladder frame
- Industrial Duty Rated. Designed for use on industrial work sites where greater strength and safety is required
- 150kg load rating
- Electro - Safe™ (non-conductive)
- Wide, anti-slip platform (490x400mm) for a secure work area
- Multi function handrail/accessories holder
- 900mm handrail height from platform
- Anti-slip rubber "Boots" for added safety, stability and protection of the stiles
- Made to Australian and New Zealand Standards AS/NZS 1892.3



| Product No. | Description | Nominal Platform Height | Nominal Max. Reach Height | EAN Code | Nominal Weight |
|-------------|-------------------|-------------------------|---------------------------|---------------|----------------|
| FS10720 | Pro FG PFS2 150kg | 0.58m | 2.6m | 9312097021228 | 9.7kg |
| FS10721 | Pro FG PFS3 150kg | 0.86m | 2.9m | 9312097021235 | 11kg |
| FS10722 | Pro FG PFS4 150kg | 1.15m | 3.1m | 9312097021242 | 12.5kg |
| FS10723 | Pro FG PFS5 150kg | 1.43m | 3.4m | 9312097021259 | 14kg |
| FS10724 | Pro FG PFS6 150kg | 1.72m | 3.7m | 9312097021266 | 15.9kg |
| FS10725 | Pro FG PFS7 150kg | 2.0m | 4.0m | 9312097021273 | 20.1kg |
| FS10726 | Pro FG PFS8 150kg | 2.23m | 4.3m | 9312097021280 | 22.5kg |

Accessories

| | | | | | |
|---------|--|-----------|---|---------------|-------|
| FS23120 | Castor/Wheel Kit | Fits 2-6' | - | 9312097050044 | 2.5kg |
| FS23121 | Castor/Wheel Kit | Fits 7-8' | - | 9312097050051 | 2.5kg |
| FS13647 | PFS Safety Gate Kit (suits Bailey Pro-Punchlock & P150 models) | | | 9312097060036 | 2.6kg |

Note: Platform height is approximate vertical height to platform from the ground



NEW SAFETY GATE FS13647 NOW AVAILABLE

Spare Parts/Accessories

| | |
|---------|-------------------------------|
| FS13647 | S/P Safety Gate Kit 475-500mm |
| FS22774 | S/P Feet Kit |
| FS22997 | S/P Plastic Handrail |
| FS23120 | S/P Castor Kit 2-6 |
| FS23121 | S/P Castor Kit 7-8 |
| FS23093 | S/P Castor Brackets Front |
| FS23094 | S/P Castor Brackets Rear |




P170 JOB STATION PLATFORM STEPLADDER

ALUMINIUM
LIGHTWEIGHT

INDUSTRIAL

170KG

- Huge platform area (610 x 457mm) adds comfort and stability
- New 'trapezoidal tread design' provides an incredibly strong tread to stile joint
- Multi-function handrail with optional 'DropLok' accessories converts a handrail into a Job Station (15kg capacity)
- Fully reinforced polypropylene platform with metal inserts for maximum strength
- Checker plate 'deck pattern' provides an anti-slip standing area
- Extra strong, heavy duty aluminium construction for superior durability
- Large anti-slip feet for maximum stability and durability
- Convenient carry handle allows for easy transport
- Swivel castors for improved mobility
- Fully integrated bracing and castor system - patented industry leading design
- Made to AS/NZS 1892.1



Castors Included

P170 SAFETY GATE FS13648
NOW AVAILABLE

Spare Parts

SP15-005AZ S/P Feet Kit

SP30-001AZ S/P Castor Kit



**SCAN TO VIEW
SAFETY GATE
DEMO VIDEO**

| Product No. | Description | Nominal Platform Height | Nominal Max. Reach Height | EAN Code | Nominal Weight |
|-------------|----------------------------|-------------------------|---------------------------|---------------|----------------|
| FS13538 | Pro AL P170 3 Job Station | 0.9m | 2.87m | 9312097058620 | 16.9kg |
| FS13539 | Pro AL P170 4 Job Station | 1.2m | 3.16m | 9312097058637 | 18.4kg |
| FS13540 | Pro AL P170 5 Job Station | 1.5m | 3.45m | 9312097058644 | 19.9kg |
| FS13541 | Pro AL P170 6 Job Station | 1.8m | 3.74m | 9312097058651 | 21.9kg |
| FS13542 | Pro AL P170 7 Job Station | 2.03m | 4.03m | 9312097058668 | 27.4kg |
| FS13543 | Pro AL P170 8 Job Station | 2.32m | 4.32m | 9312097058675 | 28.4kg |
| FS13544 | Pro AL P170 10 Job Station | 2.91m | 4.91m | 9312097058682 | 33.2kg |
| FS13545 | Pro AL P170 12 Job Station | 3.49m | 5.49m | 9312097058699 | 37.6kg |

Accessories

| | | | |
|---------|--|---------------|-------|
| FS13648 | PFS Safety Gate Kit (suits Bailey P170 models) | 9312097060043 | 2.4kg |
|---------|--|---------------|-------|

P170 JOB STATION PLATFORM STEPLADDER

FIBREGLASS
ELECTRO-SAFE™

INDUSTRIAL

170KG

- Huge platform area (610 x 457mm) adds comfort and stability
- New 'trapezoidal tread design' provides an incredibly strong tread to stile joint
- Multi-function handrail with optional 'DropLok' accessories converts a handrail into a Job Station (15kg capacity)
- Fully reinforced polypropylene platform with metal inserts for maximum strength
- Electro - Safe™ (non-conductive)
- Checker plate 'deck pattern' provides an anti-slip standing area
- Extra strong, heavy duty fibreglass construction for superior durability
- Large anti-slip feet for maximum stability and durability
- Convenient carry handle allows for easy transport for improved mobility and improved productivity
- Fully integrated bracing and castor system - patented industry leading design
- Made to AS/NZS 1892.3



Carry Handle

| Product No. | Description | Nominal Platform Height | Nominal Max. Reach Height | EAN Code | Nominal Weight |
|-------------|----------------------------|-------------------------|---------------------------|---------------|----------------|
| FS13530 | Pro FG P170 3 Job Station | 0.9m | 2.9m | 9312097058545 | 17.9kg |
| FS13531 | Pro FG P170 4 Job Station | 1.2m | 3.2m | 9312097058552 | 19.5kg |
| FS13532 | Pro FG P170 5 Job Station | 1.5m | 3.5m | 9312097058569 | 21.2kg |
| FS13533 | Pro FG P170 6 Job Station | 1.8m | 3.8m | 9312097058576 | 23.4kg |
| FS13534 | Pro FG P170 7 Job Station | 2.03m | 4.03m | 9312097058583 | 29kg |
| FS13535 | Pro FG P170 8 Job Station | 2.32m | 4.32m | 9312097058590 | 30.3kg |
| FS13536 | Pro FG P170 10 Job Station | 2.91m | 4.91m | 9312097058606 | 35.3kg |
| FS13537 | Pro FG P170 12 Job Station | 3.49m | 5.49m | 9312097058613 | 40.1kg |

Accessories

| | | | |
|---------|---------------------|---------------|-------|
| FS13648 | S/P Safety Gate Kit | 9312097060043 | 2.4kg |
|---------|---------------------|---------------|-------|



**SCAN TO VIEW
P170 VIDEO**

Spare Parts

SP15-005AZ S/P Feet Kit

SP30-001AZ S/P Castor Kit



P150 SAFETY GATE FS13647 NOW AVAILABLE

Spare Parts

SP15-004AZ S/P Feet Kit

P150 PLATFORM STEPLADDER

ALUMINIUM
LIGHTWEIGHT

INDUSTRIAL
150KG

- Lightweight and highly portable – Up to 25% lighter than competitive products
- Fully functional 'magnetised' section on handrail secures tools and fasteners
- Large standing area (508 x 416mm) adds comfort and stability
- 150kg load rating
- Industrial Duty Rating
- Checker plate 'deck pattern' provides an anti-slip standing area
- Extra strong, heavy duty aluminium construction for superior durability
- Large anti-slip feet for maximum stability and durability
- 'DropLok' Job bucket improves productivity and means less trips up the ladder (available as an accessory)
- Swivel castors for improved mobility and improved productivity (available as an accessory)
- Made to AS/NZS 1892.1



| Product No. | Description | Nominal Platform Height | Nominal Max. Reach Height | EAN Code | Nominal Weight |
|--------------------|--|-------------------------|---------------------------|---------------|----------------|
| FS13580 | AL P150 3 150kg | 0.9m | 2.9m | 9312097059191 | 11kg |
| FS13581 | AL P150 4 150kg | 1.2m | 3.2m | 9312097059207 | 12.5kg |
| FS13582 | AL P150 5 150kg | 1.5m | 3.5m | 9312097059214 | 13.9kg |
| FS13583 | AL P150 6 150kg | 1.8m | 3.8m | 9312097059221 | 15.8kg |
| Accessories | | | | | |
| FS13584 | Castor Kit | - | - | 9312097059238 | 3.5kg |
| FS13647 | PFS Safety Gate Kit (suits Bailey Pro-Punchlock & P150 models) | - | - | 9312097060036 | 2.6kg |



Spare Parts

SP15-009AZ S/P Feet Kit

P150 PLATFORM STEPLADDER

FIBREGLASS
ELECTRO-SAFE™

INDUSTRIAL
150KG

- Lightweight and highly portable – Up to 25% lighter than competitive products
- Fully functional 'magnetised' handrail secures tools and fasteners
- Electro – Safe™ (non-conductive)
- Large standing area (508 x 416mm) adds comfort and stability
- 150kg load rating
- Checker plate 'deck pattern' provides an anti-slip standing area
- Heavy duty fibreglass construction for superior durability
- Large anti-slip feet for maximum stability and durability
- 'DropLok' Job bucket improves productivity and results in less trips up the ladder (available as an accessory)
- Swivel castors for improved mobility and improved productivity (available as an accessory)
- Made to AS/NZS 1892.3



| Product No. | Description | Nominal Platform Height | Nominal Max. Reach Height | EAN Code | Nominal Weight |
|--------------------|--|-------------------------|---------------------------|---------------|----------------|
| FS13576 | HD FG P150 3 150kg | 0.9m | 2.9m | 9312097059153 | 12.1kg |
| FS13577 | HD FG P150 4 150kg | 1.2m | 3.2m | 9312097059160 | 13.8kg |
| FS13578 | HD FG P150 5 150kg | 1.5m | 3.5m | 9312097059177 | 15.4kg |
| FS13579 | HD FG P150 6 150kg | 1.8m | 3.8m | 9312097059184 | 17.5kg |
| Accessories | | | | | |
| FS13584 | Castor Kit | - | - | 9312097059238 | 3.5kg |
| FS13647 | PFS Safety Gate Kit (suits Bailey Pro-Punchlock & P150 models) | - | - | 9312097060036 | 2.6kg |



PROFESSIONAL LADDERWELD PLATFORM STEPLADDER

ALUMINIUM
LIGHTWEIGHT

INDUSTRIAL
150KG
BAILEY
Ladderweld

- Industrial Duty Rated. Designed for use on industrial work sites where greater strength and safety is required
- 150kg load rating
- Strong, aluminium construction
- Fully welded front and rear frames for strength and durability
- Wide, aluminium anti-slip platform (490x400mm) for a secure work area
- 900mm handrail height from platform
- Anti-slip rubber feet for added safety and stability
- Made to Australian and New Zealand Standards AS/NZS 1892.1

Spare Parts

| | |
|---------|---------------------------|
| FS23146 | S/P Arm Kit suits FS10719 |
| FS23093 | S/P Castor Brackets Front |
| FS23094 | S/P Castor Brackets Rear |
| FS22967 | HD PFS Feet kit |

| Product No. | Description | Nominal Platform Height | Nominal Max. Reach Height | EAN Code | Nominal Weight |
|-------------|----------------------|-------------------------|---------------------------|---------------|----------------|
| FS10713 | Pro LW AL PFS2 150kg | 0.57m | 2.6m | 9312097021150 | 11.2kg |
| FS10714 | Pro LW AL PFS3 150kg | 0.85m | 2.9m | 9312097021167 | 12.2kg |
| FS10715 | Pro LW AL PFS4 150kg | 1.14m | 3.1m | 9312097021174 | 13.5kg |
| FS10716 | Pro LW AL PFS5 150kg | 1.42m | 3.4m | 9312097021181 | 14.3kg |
| FS10717 | Pro LW AL PFS6 150kg | 1.7m | 3.7m | 9312097021198 | 15.8kg |
| FS10718 | Pro LW AL PFS7 150kg | 1.98m | 4.0m | 9312097021204 | 20.1kg |
| FS10719 | Pro LW AL PFS8 150kg | 2.26m | 4.3m | 9312097021211 | 21.6kg |

Accessories

| | | | | | |
|---------|------------------|-----------|---|---------------|-------|
| FS22971 | Castor/Wheel Kit | Fits 2-6' | - | 9312097021419 | 2.5kg |
| FS22972 | Castor/Wheel Kit | Fits 7-8' | - | 9312097021426 | 2.5kg |

Note: Platform height is approximate vertical height to platform from the ground



SAFETY GATE FOR PLATFORM STEPLADDERS

- Fully surrounds the user
- Improves safety on platform stepladders
- Maintains a safe working zone
- Folds down for easy access
- Folds away with ladder
- Quick and easy to fit
- Simple to use
- Ladder still fits on roof racks

| Product No. | Description | EAN Code | Nominal Weight |
|-------------|--|---------------|----------------|
| FS13647 | PFS Safety Gate Kit (suits Bailey Pro-Punchlock & P150 models) | 9312097060036 | 2.6kg |
| FS13648 | PFS Safety Gate Kit (suits Bailey P170 models) | 9312097060043 | 2.4kg |


**SCAN TO VIEW
SAFETY GATE
DEMO VIDEO**

**SCAN TO VIEW
ASSEMBLY
VIDEO**


ACCESSORIES FOR PLATFORM STEPLADDERS

| Product No. | Description | EAN Code | Nominal Weight |
|-------------|--|---------------|----------------|
| FS13584 | Castor Kit (suits Bailey P150/ P170 models) | 9312097059238 | 3.5kg |
| FS22971 | AL Castor Kit (suits Pro-Punchlock 2-6' models) | 9312097021419 | 2.5kg |
| FS22972 | AL Castor Kit (suits Pro-Punchlock 7-8' step models) | 9312097021426 | 2.5kg |
| FS23120 | FG Castor Kit 2-6 (suits Pro-Punchlock 2-6' models) | 9312097050044 | 2.5kg |
| FS23121 | FG Castor Kit 7-8 (suits Pro-Punchlock 7-8 models) | 9312097050051 | 2.5kg |

ORDER PICKERS



Note: Access Platform FS13591 shown



- Safety gate shown is optional extra.
- Supplied in flat pack assembly with detailed assembly instructions.

ORDER PICKER

TEMPORARY WORK PLATFORM

ALUMINIUM
 LIGHTWEIGHT

INDUSTRIAL
130KG

Bailey Order Picking Ladders are designed for safe, easy and efficient use around the warehouse or workplace.

BAILEY
 Ladderweld

Incorporating a large, stable work platform (500mm x 510mm) and a strong welded frame construction, the Bailey Order Picker makes stock picking a breeze.

- Industrial Duty Rated. Designed for use on commercial sites and warehouses
- 130kg load rating
- Light, strong, aluminium construction with heavy duty stiles and tread
- Fully welded construction
- Box section back legs gives greater strength and rigidity when working at heights
- Ideal for moderate stock picking applications
- Highly manoeuvrable and easy to use
- Spring loaded castors
- 100mm high kick plate on three sides
- 900mm high square handrail design for greater comfort and grip when climbing and added safety
- Optional safety gate with manual operation (fits in 5mins)
- Made to Australian and New Zealand Standards AS/NZS 1892.1

| Product No. | Description | Nominal Platform Height | Nominal Max. Reach Height | EAN Code | Nominal Weight |
|--------------------|--------------------------|-------------------------|---------------------------|---------------|----------------|
| FS10863 | Order Picker 3 130kg | 0.83m | 2.8m | 9312097024939 | 17.5kg |
| FS10864 | Order Picker 4 130kg | 1.11m | 3.1m | 9312097024946 | 19.5kg |
| FS10865 | Order Picker 5 130kg | 1.39m | 3.4m | 9312097024953 | 22.5kg |
| FS10866 | Order Picker 6 130kg | 1.67m | 3.7m | 9312097024960 | 23.5kg |
| FS10867 | Order Picker 7 130kg | 1.95m | 3.9m | 9312097024977 | 28.5kg |
| FS10868 | Order Picker 8 130kg | 2.22m | 4.2m | 9312097024984 | 30.5kg |
| Accessories | | | | | |
| FS22995 | Safety Gate | - | - | 9312097025196 | 2.8kg |
| Spare Parts | | | | | |
| FS23071 | S/P Feet Kit | | | | |
| FS23096 | S/P Castor Brackets Rear | | | | |
| FS23116 | S/P Castor Kit 3-6 | | | | |
| FS23152 | S/P Handrails 3-12 | | | | |
| FS23117 | S/P Castor Kit 7 & 8 | | | | |



Standard product



Fitted with safety gate (accessory)



Spring loaded castors

ACCESS PLATFORMS





LADDERWELD ACCESS PLATFORM TEMPORARY WORK PLATFORM

ALUMINIUM
LIGHTWEIGHT

INDUSTRIAL
170KG

Bailey Ladderweld Access Platforms are designed for safe, easy and efficient use in warehousing, vehicle maintenance, mining, aviation and heavy industry workplaces...

BAILEY
Ladderweld

SAFETY & DESIGN

- Super strong 'fully welded' design fabricated from heavy duty aluminium
- Steel bracing under bottom tread and side bracing provides additional protection from impact damage
- 100mm deep treads improve safety and comfort when climbing

SAFETY & FUNCTIONALITY

- Suited to 'high frequency' use.
- 'Walk thru' design for stock picking and access to mezzanine floors, vehicle access and warehousing (no need to stock several products)
- Work from three (3) sides
- Large 125mm wheels - improved portability and 'easy glide' action
- Large stable work platform (safe and stable) - 590mm x 800mm
- Manually operated braking system with high-vis powder coated activation arm helps minimize unauthorised access
- Two safety gates fitted (a 2 in 1 product allowing for walk-thru access)
- Toe board on three sides (helps secure tools/ accessories)
- Shelf included

SAFETY & COMPLIANCE

- Made to AS/ NZS 1892.1
- 170kg load rating
- Industrial duty rating for use on commercial sites
- Meets Work Cover requirements (safety gate + 900mm handrail, toeboard)

IMPROVED ASSEMBLY

- Supplied as a 'flat pack' for optimal transporting
- Standard size fasteners improve assembly time



**SCAN TO
VIEW ACCESS
PLATFORMS
VIDEO**



**SCAN TO VIEW
ASSEMBLY
VIDEO**

| Product Code | Description | Nominal Platform Height | Nominal Max. Reach Height | EAN Code | Nominal Fully Open Dimensions (WxD mm) | Nominal Weight |
|--------------|--------------------|-------------------------|---------------------------|---------------|--|----------------|
| FSI3591 | Access Platform 3 | 828mm | 2.8m | 9312097059436 | 724 x 1168 | 38.1kg |
| FSI3592 | Access Platform 4 | 1104mm | 3.1m | 9312097059443 | 764 x 1309 | 40.6kg |
| FSI3593 | Access Platform 5 | 1381mm | 3.4m | 9312097059450 | 804 x 1451 | 43kg |
| FSI3594 | Access Platform 6 | 1656mm | 3.7m | 9312097059467 | 844 x 1592 | 46kg |
| FSI3595 | Access Platform 7 | 1933mm | 3.9m | 9312097059474 | 884 x 1733 | 48.5kg |
| FSI3596 | Access Platform 8 | 2209mm | 4.2m | 9312097059481 | 924 x 1875 | 51kg |
| FSI3597 | Access Platform 10 | 2761mm | 4.8m | 9312097059498 | 1003 x 2157 | 62kg |
| FSI3598 | Access Platform 12 | 3313mm | 5.3m | 9312097059504 | 1083 x 2440 | 69kg |
| FSI3599 | Access Platform 14 | 3866mm | 5.9m | 9312097059511 | 1164 x 2723 | 76.4kg |

Spare Parts

Please refer to pages 36-37 of this product guide.



Standard Configuration



Walk Thru Configuration



Shelf Configuration

EXTENSION & SINGLE LADDERS





TRIPLE EXTENSION LADDER

ALUMINIUM
LIGHTWEIGHT


INDUSTRIAL
135KG

- 135kg load rating
- Industrial Duty Rated. Designed for use on industrial sites
- Heavy Duty strong aluminium construction
- Three sections reduce to one making it easy to store under stairs and in the shed
- Fits conveniently in most cars (in closed position)
- Easy to use 'Carry Handle'
- Extends from 2m – 4.15m with a reach height of up to 5.3m
- Swivel feet for greater stability on uneven surfaces
- Comfortable 'D' shaped rungs for surer footing
- Made to Australian and New Zealand Standards AS/NZS 1892.1

| Product No. | Description | Nominal Size | Nominal Max. Reach Height | EAN Code | Nominal Weight |
|-------------|--------------------------------|--------------|---------------------------|---------------|----------------|
| FSI3557 | AL Triple Extension 6/13 135kg | 2/4.15m | 5.3m | 9312097058811 | 13.5kg |

Spare Parts

SPI5-006AZ S/P Feet Kit



PROFESSIONAL PUNCHLOCK® WITH LEVELLER EXTENSION LADDER

ALUMINIUM
LIGHTWEIGHT

INDUSTRIAL
130KG

- Factory fitted ladder levelling system allows for safe use on uneven surfaces
- Punchlock® 'D' shaped rungs for secure footing
- Industrial Duty Rated. Designed for use on industrial work sites
- 130kg load rating
- Strong, aluminium construction
- Interlocking stiles and Punchlock® rung to stile joint for maximum resistance to twist and side sway
- Patented convenient side pulley rope extension system to keep rope away from the users' feet
- Anti-slip feet for added safety and stability
- Made to Australian and New Zealand Standards AS/NZS 1892.1



| Product No. | Description | Nominal Size | Nominal Max. Reach Height | EAN Code | Nominal Weight |
|-------------|------------------------------|------------------|---------------------------|---------------|----------------|
| FSI3633 | Pro AL EXT 10 Leveller 130kg | 3.2/5.0m (10/16) | 6.0m | 9312097059894 | 14.9kg |
| FSI3634 | Pro AL EXT 12 Leveller 130kg | 3.8/6.2m (12/20) | 7.2m | 9312097059900 | 17.3kg |



PROFESSIONAL PUNCHLOCK® EXTENSION LADDER

ALUMINIUM
LIGHTWEIGHT

INDUSTRIAL
150KG

- Punchlock® 'D' shaped rungs for secure footing
- Industrial Duty Rated. Designed for use on industrial work sites where greater strength and safety is required
- Extra Heavy Duty, 150kg load rating
- Interlocking stiles and swaged rung to stile joint for maximum resistance to twist and side sway
- Patented convenient side pulley and rope extension system to keep rope away from the users' feet
- Anti-slip feet for added safety and stability
- Made to Australian and New Zealand Standards AS/NZS 1892.1
- Note: 8 & 9 sizes do not feature rope and pulley



| Product No. | Description | Nominal Size | Nominal Max. Reach Height | EAN Code | Nominal Weight |
|-------------|---------------------|-------------------|---------------------------|---------------|----------------|
| FS13621 | Pro AL EXT 8 150kg | 2.4/4.0m (8/13) | 5.0m | 9312097059771 | 11.04kg |
| FS13622 | Pro AL EXT 9 150kg | 2.7/4.6m (9/15) | 5.6m | 9312097059788 | 12.19kg |
| FS13623 | Pro AL EXT 10 150kg | 3.0/5.2m (10/17) | 6.2m | 9312097059795 | 13.65kg |
| FS13624 | Pro AL EXT 11 150kg | 3.3/5.8m (11/19) | 6.8m | 9312097059801 | 14.83kg |
| FS13625 | Pro AL EXT 12 150kg | 3.6/6.4m (12/21) | 7.4m | 9312097059818 | 16.05kg |
| FS13626 | Pro AL EXT 13 150kg | 4.2/7.3m (13/23) | 8.3m | 9312097059825 | 25.94kg |
| FS13627 | Pro AL EXT 14 150kg | 4.5/7.9m (14/25) | 8.9m | 9312097059832 | 27.79kg |
| FS13628 | Pro AL EXT 15 150kg | 4.8/8.5m (15/27) | 9.5m | 9312097059849 | 29.68kg |
| FS13629 | Pro AL EXT 16 150kg | 5.1/9.1m (16/29) | 10.1m | 9312097059856 | 31.57kg |
| FS13630 | Pro AL EXT 17 150kg | 5.4/9.7m (17/31) | 10.7m | 9312097059863 | 33.46kg |
| FS13631 | Pro AL EXT 18 150kg | 6.0/10.6m (18/34) | 11.6m | 9312097059870 | 37.23kg |
| FS13632 | Pro AL EXT 20 150kg | 6.3/11.2m (20/36) | 12.2m | 9312097059887 | 39.12kg |

Spare Parts

| | |
|---------|--------------|
| FS22779 | S/P Feet Kit |
| FS22800 | S/P Rope Kit |



PROFESSIONAL PUNCHLOCK® FXN WITH VEE RUNG EXTENSION LADDER

FIBREGLASS
ELECTRO-SAFE™

INDUSTRIAL
150KG

- Industrial Duty Rated. Designed for use on industrial work sites
- 150kg load rating on sizes 8, 10, 12 and 14
- 140kg load rating on sizes 16 and 18
- Strong fibreglass construction resists sway, turn and flex
- Electro - Safe™ (non-conductive)
- Complete with vee rung as standard
- Rungs top-hat riveted for resistance to twist and sway
- Kernmantle side rope and pulley system keeps rope away from users feet
- "Boots" for extra safety and protection of the fibreglass stiles
- Made to Australian and New Zealand Standards AS/NZS 1892.3

| Product No. | Description | Nominal Size | Nominal Max. Reach Height | EAN Code | Nominal Weight |
|-------------|--------------------------|---------------------|---------------------------|---------------|----------------|
| FS20186 | Pro FXN EXT 8 VEE 150kg | 2.70/3.90m (8/13) | 3.70/4.9m | 9312097016088 | 18.9kg |
| FS20187 | Pro FXN EXT 10 VEE 150kg | 3.31/5.13m (10/17) | 4.31/6.13m | 9312097016095 | 24.2kg |
| FS20188 | Pro FXN EXT 12 VEE 150kg | 3.92/6.35m (12/21) | 4.92/7.35m | 9312097016101 | 26.9kg |
| FS20189 | Pro FXN EXT 14 VEE 150kg | 4.50/7.57m (14/25) | 5.50/8.57m | 9312097016118 | 31.0kg |
| FS20190 | Pro FXN EXT 16 VEE 140kg | 5.14/8.79m (16/29) | 6.14/9.79m | 9312097016125 | 33.5kg |
| FS20411 | Pro FXN EXT 18 VEE 140kg | 5.72/9.38m (18/31") | 6.72/10.38m | 9312097015425 | 36.2kg |

Spare Parts

| | |
|---------|--------------|
| FS22731 | S/P Feet Kit |
| FS22800 | S/P Rope Kit |



PROFESSIONAL PUNCHLOCK® FSXN WITH VEE RUNG EXTENSION LADDER

FIBREGLASS
ELECTRO-SAFE™

INDUSTRIAL
125/130KG


- Industrial Duty Rated. Designed for use on industrial work sites
- 130kg load rating on sizes 8, 10, 12, 13 and 14
- 125kg load rating on sizes 16
- Strong fibreglass construction resists sway, turn and flex
- Electro – Safe™ (non-conductive)
- Fitted with pole support 'Vee' Bracket
- Flat 'D' shaped rungs for secure footing
- Side pulley and rope extension system keep rope away from the user's feet
- Rubber "Boots" with reinforcing plate for extra safety and protection of the fibreglass stiles
- Made to Australian and New Zealand Standards AS/NZS 1892.3

| Product No. | Description | Nominal Size | Nominal Max. Reach Height | EAN Code | Nominal Weight |
|-------------|-----------------------------------|--------------------|---------------------------|---------------|----------------|
| FS20405 | Pro FG FSXN EXT 8 VEE RUNG 130kg | 2.68/4.20m (8/14) | 3.68/5.20m | 9312097015367 | 17.5kg |
| FS20406 | Pro FG FSXN EXT 10 VEE RUNG 130kg | 3.29/5.42m (10/17) | 4.29/6.42m | 9312097015374 | 20.4kg |
| FS20407 | Pro FG FSXN EXT 12 VEE RUNG 130kg | 3.90/6.64m (12/21) | 4.90/7.64m | 9312097015381 | 23.9kg |
| FS20408 | Pro FG FSXN EXT 13 VEE RUNG 130kg | 4.20/6.95m (13/23) | 5.20/7.95m | 9312097015398 | 25.2kg |
| FS20409 | Pro FG FSXN EXT 14 VEE RUNG 130kg | 4.50/7.56m (14/25) | 5.50/8.56m | 9312097015404 | 26.5kg |
| FS20410 | Pro FG FSXN EXT 16 VEE RUNG 125kg | 5.12/8.78m (16/29) | 6.12/9.78m | 9312097015411 | 30.0kg |

Spare Parts

| | |
|---------|----------------|
| FS22731 | S/P Feet Kit |
| FS22800 | S/P Rope Kit |
| FS22765 | S/P Clutch Kit |



PROFESSIONAL PUNCHLOCK® SINGLE LADDER

ALUMINIUM
LIGHTWEIGHT

INDUSTRIAL
150KG

- Industrial Duty Rated. Designed for use on industrial work sites where greater strength and safety is required
- 150kg load rating
- Extra strong, aluminium construction
- Flat 'D' shaped rungs for surer footing and strength
- XHD aluminium stiles and treads
- Anti-slip rubber feet, with reinforcing plates for added safety and stability
- Made to Australian and New Zealand Standards AS/NZS 1892.1



| Product No. | Description | Nominal Size | Nominal Max. Reach Height | EAN Code | Nominal Weight |
|-------------|---------------------|--------------|---------------------------|---------------|----------------|
| FS13614 | Pro Single 7 150kg | 2.44m (8) | 3.44m | 9312097059702 | 5.5kg |
| FS13615 | Pro Single 9 150kg | 3.05m (10) | 4.05m | 9312097059719 | 7.0kg |
| FS13616 | Pro Single 11 150kg | 3.66m (12) | 4.66m | 9312097059726 | 8.3kg |
| FS13617 | Pro Single 13 150kg | 4.27m (14) | 5.27m | 9312097059733 | 10.9kg |
| FS13618 | Pro Single 15 150kg | 4.88m (16) | 5.88m | 9312097059740 | 12.6kg |
| FS13619 | Pro Single 17 150kg | 5.49m (18) | 6.49m | 9312097059757 | 14.0kg |
| FS13620 | Pro Single 19 150kg | 6.10m (20) | 7.10m | 9312097059764 | 15.6kg |

Spare Parts

FS22696 S/P Feet Kit

PROFESSIONAL PUNCHLOCK® FSS SINGLE LADDER

FIBREGLASS
ELECTRO-SAFE™

INDUSTRIAL
130KG

- Industrial Duty Rated. Designed for use on industrial work sites
- 130kg load rating
- Strong, fibreglass construction
- Electro - Safe™ (non-conductive)
- Flat 'D' shaped rungs for surer footing and strength
- Anti-slip rubber "Boots" for added safety, stability and protection of the stiles
- Made to Australian and New Zealand Standards AS/NZS 1892.3



| Product No. | Description | Nominal Size | Nominal Max. Reach Height | EAN Code | Nominal Weight |
|-------------|-------------|--------------|---------------------------|---------------|----------------|
| FS20334 | FSS 10 | 3.18m (10) | 4.18m | 9312097020252 | 8.3kg |
| FS20335 | FSS 12 | 3.79m (12) | 4.79m | 9312097020269 | 9.5kg |
| FS20336 | FSS 14 | 4.40m (14) | 5.4m | 9312097020276 | 11.7kg |
| FS20337 | FSS 16 | 5.01m (16) | 6.01m | 9312097015466 | 13.2kg |

Spare Parts

FS22731 S/P Feet Kit



ATTIC LADDERS



ATTIC LADDER

ALUMINIUM
LIGHTWEIGHT

DOMESTIC

150/170KG

- Designed for domestic applications
- Strong and stable aluminium construction
- Two sizes available
 - Standard ceilings (2.34–3.12m) 170kg Domestic duty rating
 - High ceilings (3.18–3.66m) 150kg Domestic duty rating
- Gas struts provide easy and quiet opening
- Handrail included for additional comfort when climbing
- Wide opening for easy access
- Simple and easy to install

| Product No. | Description | Nominal Size | Nominal Opening Dimensions | EAN Code | Nominal Weight |
|-------------|-----------------------|---------------|----------------------------|---------------|----------------|
| FSI3560 | AL Attic Ladder 170kg | 2.34m — 3.12m | 570 x 1370mm approx. | 9312097058842 | 22.0kg |
| FSI3561 | AL Attic Ladder 150kg | 3.18m — 3.66m | 635 x 1676mm approx. | 9312097058859 | 26.6kg |



MOBILE SCAFFOLDING





- Tested and manufactured to AS1576: Scaffolding and AS/NZS 1577 Scaffolding Planks
- 225kg Working Load Limit
- Lightweight aluminium construction
- Fully welded construction
- Highly portable (fits in most cars)
- DIY erection (no specialist assembly for working heights < 4 metres)
- Multiple safety features
- Full set of components increases reach height up to 5.4 metres
- Full set of spares available
- Wide, non-slip platform for working safely at heights
- Lockable 150mm industrial castors
- Exterior grade plywood platform with self-locking trapdoor
- Platform supported by aluminium sub-frame
- Wind lock prevents accidental uplift
- Adjustable height leg/ castors available as an accessory

SELECT THE RIGHT SCAFFOLD CONFIGURATION

| PLATFORM HEIGHT | REACH HEIGHT* | BASE PACK FSI3672 | EXTENSION PACK FSI3673 | GUARD RAIL FSI3674 | TOEBOARD FSI3676 | LADDER FSI3678 | OUTRIGGER FSI3677 | HORIZONTAL BRACING FSI3681 | EXPANSION PACK FSI3675 |
|-----------------|---------------|----------------------|---------------------------|-----------------------|---------------------|-------------------|----------------------|-------------------------------|---------------------------|
| 1.5m | 3.5m | 1 | | OPTIONAL | OPTIONAL | | OPTIONAL | | AVAILABLE |
| 2.3m | 4.3m | 1 | 1 | | 1 | 1 | 2 | 2 | AVAILABLE |
| 3.4m | 5.4m | 1 | 1 | 1 | 1 | 1 | 2 | | AVAILABLE |

*Assumes a 1.70m person with a vertical 0.30m reach



CONFIGURATION 1A
PLATFORM HEIGHT 1.5m
Base Pack



CONFIGURATION 1B
PLATFORM HEIGHT 1.5m
Base Pack +
Guard Rail Pack



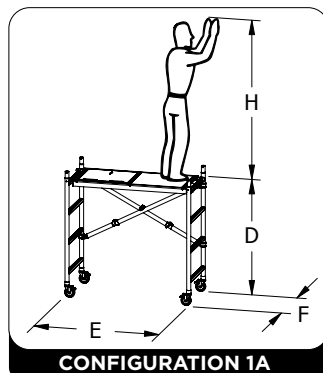
CONFIGURATION 2
PLATFORM HEIGHT 2.3m
Base Pack +
Extension Pack +
Ladder +
Horizontal Bracing +
Toe Boards +
Outrigger Pack



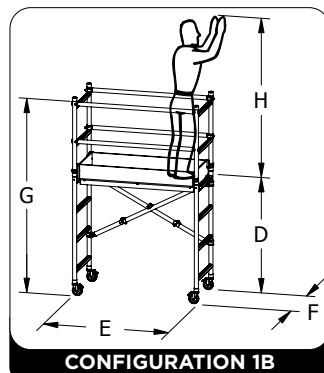
CONFIGURATION 3
PLATFORM HEIGHT 3.4m
Base Pack +
Extension Pack +
Guard Rail Pack +
Ladder +
Toe Boards +
Outrigger Pack



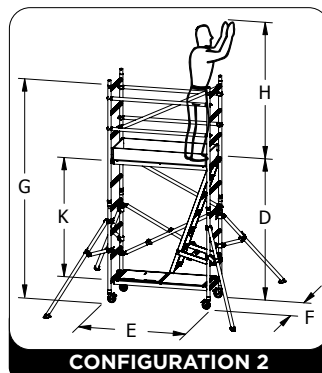
CONFIGURATION 4
PLATFORM HEIGHT 3.4m
Base Pack (2) +
Extension Pack (2) +
Guard Rail Pack (2) +
Ladder +
Toe Boards +
Expansion Pack



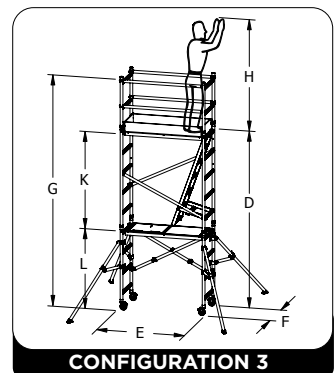
CONFIGURATION 1A



CONFIGURATION 1B



CONFIGURATION 2



CONFIGURATION 3

| Configuration | Pack Requirements | D (mm) | E (mm) | F (mm) | G (mm) | H (mm) | K (mm) | L (mm) |
|---------------|--|--------|--------|--------|--------|--------|--------|--------|
| 1A | Base Pack | 1500 | 1623 | 752 | N/A | 3500 | N/A | N/A |
| 1B | Base + Guardrail Packs | 1500 | 1623 | 752 | 2500 | 3500 | N/A | N/A |
| 2 | Base Pack + Extension Pack + Ladder + Horizontal Bracing + Toe Boards + Outrigger Pack | 2300 | 1623 | 752 | 3300 | 4300 | 1910 | N/A |
| 3 | Base Pack + Extension Pack + Guard Rail Pack + Ladder + Toe Boards + Outrigger Pack | 3400 | 1623 | 752 | 4400 | 5400 | 1910 | 1500 |

WORK PLATFORMS





WORK STEP

POLYPROPYLENE WORK PLATFORM

NEW

POLYMER
LIGHTWEIGHT

INDUSTRIAL

150KG

- Electro-Safe™ (non-conductive) Polypropylene
- Highest standing level of 360mm
- Lightweight, Durable
- Anti-slip surfaces and feet
- Industrial 150kg Load Rated
- For DIY, Retail, Trade & Industrial Use

| Product No. | Description | Nominal Size | Nominal Max. Reach Height | EAN Code | Nominal Weight |
|-------------|-------------|--------------|---------------------------|---------------|----------------|
| FS13731 | Work Step | 0.36m | 2.37m | 9312097061651 | 3.3kg |



WORK STAND

STEEL WORK PLATFORM

NEW

STEEL
STRONG & SOLID

INDUSTRIAL

170KG

- Composite Steel and Polypropylene construction
- Highest standing level of 400mm
- Ergonomic Handle & Durable construction
- Large Anti-slip standing surfaces (400mm x 300mm)
- Co-moulded feet for extra grip
- Industrial 170kg Load Rated
- For DIY, Retail, Trade & Industrial Use

| Product No. | Description | Nominal Size | Nominal Max. Reach Height | EAN Code | Nominal Weight |
|-------------|-------------|--------------|---------------------------|---------------|----------------|
| FS13733 | Work Stand | 0.4m | 2.4m | 9312097061675 | 5.2kg |



BIG TOP WORK PLATFORM

ALUMINIUM WORK PLATFORM WITH ADJUSTABLE LEGS

NEW

ALUMINIUM
LIGHTWEIGHT

INDUSTRIAL

150KG

- Wide 1100mm x 470mm standing platform
- Adjustable 600mm to 900mm standing height
 - 7 Positions - 50mm increments
- Aluminium non-slip, sturdy standing surface
- Strong, Lightweight Aluminium Construction
- Positive Lock, Locking mechanisms
- Non-slip Boots
- Industrial load rated - 150kg
- For DIY, Retail, Trade & Industrial Use

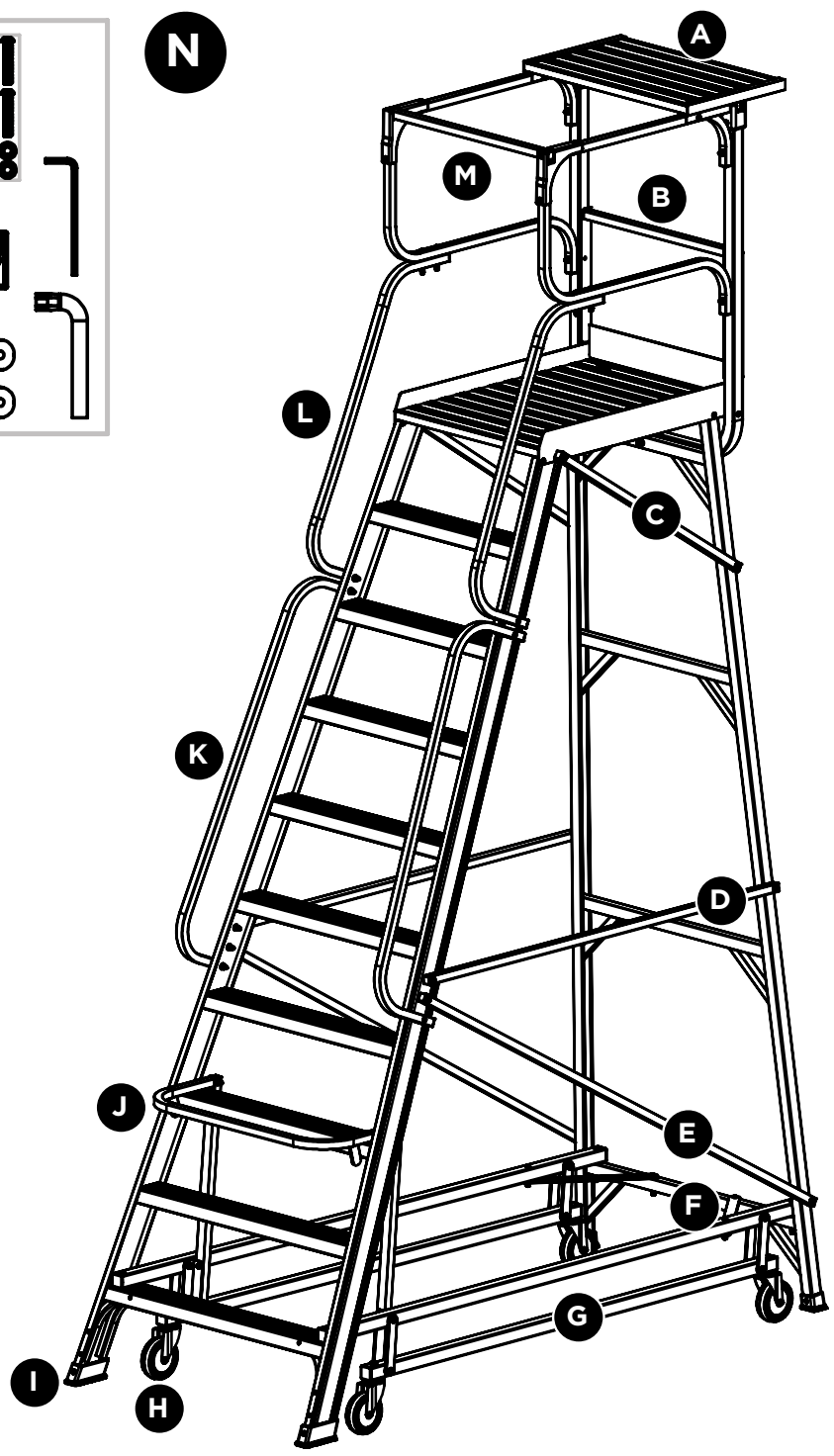
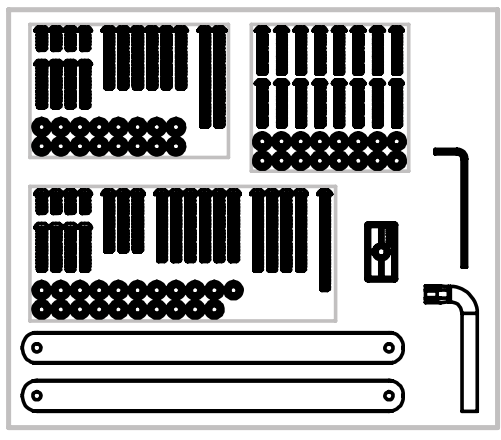
| Product No. | Description | Nominal Size | Nominal Max. Reach Height | EAN Code | Nominal Weight |
|-------------|--|--------------|---------------------------|---------------|----------------|
| FS13737 | Big Top Work Platform w/ Adjustable Legs | 0.6m—0.9m | 2.9m | 9312097061712 | 8.0kg |



LADDERWELD ACCESS PLATFORM

TEMPORARY WORK PLATFORM

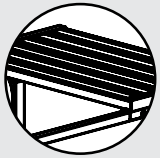
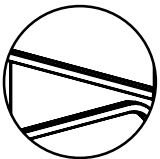
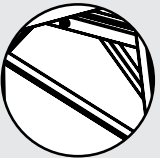
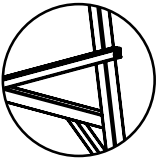
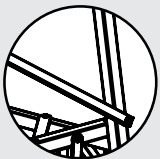
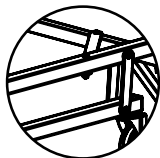

SPARE PARTS DIAGRAM



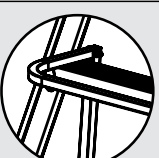
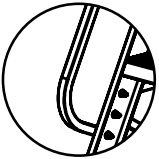
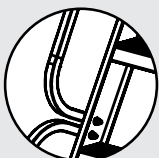
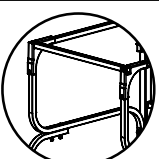



SCAN TO
VIEW ACCESS
PLATFORMS
VIDEO



SCAN TO VIEW
ASSEMBLY
VIDEO

| | | |
|----------|---|--|
| A |  | Shelf FS23212 |
| B |  | Rear Panel FS23216 |
| C |  | Top Diagonal Braces (x2) FS23217 |
| D |  | Horizontal Braces (x2) (Access Platform 10-14) FS23218 |
| E |  | Bottom Diagonal Braces (x2) (Access Platform 10-14) FS23219 |
| F |  | Plan Braces (x2) FS23220 |
| G |  | Wheel System (RHS & LHS) Access Plat. 3 FS23221 Access Plat. 4 FS23222 Access Plat. 5 FS23223 Access Plat. 6 FS23224 Access Plat. 7 FS23225 Access Plat. 8 FS23226 Access Plat. 10 FS23227 Access Plat. 12 FS23228 Access Plat. 14 FS23229 |

| | | |
|----------|--|---|
| H |  | Castors (x4) FS23239 |
| I |  | Feet (Front & Rear) FS23240 |
| J |  | Handle & Handlevers Access Plat. 3 FS23230 Access Plat. 4 FS23231 Access Plat. 5 FS23232 Access Plat. 6 FS23233 Access Plat. 7 FS23234 Access Plat. 8 FS23235 Access Plat. 10 FS23236 Access Plat. 12 FS23237 Access Plat. 14 FS23238 |
| K |  | Lower Handrails (x2) (Access Platform 10-14) FS23215 |
| L |  | Bottom Handrails (x2) FS23214 |
| M |  | RH Top Handrail LH Top Handrail Safety Gates (x2) FS23213 |
| N |  | Component Kit FS23241 |



ladderspares.com.au

FINALLY, WE MADE FINDING 'LADDER SPARE PARTS' EASY!

TO IDENTIFY WHICH SPARES ARE AVAILABLE, SIMPLY LOGIN TO WWW.LADDERSPARES.COM.AU AND FOLLOW THE PROMPTS.



**SCAN TO VISIT
OUR NEW
WEBSITE**

HOW TO FIND SPARE PARTS

Step 1

Scan this QR code using your smart phone or login to www.ladderspares.com.au

Step 2

If you know the actual code of the ladder, enter this into the 'Enter Product Code' cell.

If you don't know the code, continue using the search criteria below this field.

Step 3

Select the ladder brand (Bailey, Werner, Knaack, etc).

Step 4

Select the ladder type or design.
For example, a double sided stepladder

Step 5

What material is the ladder made from?
For example, fibreglass or aluminium

Step 6

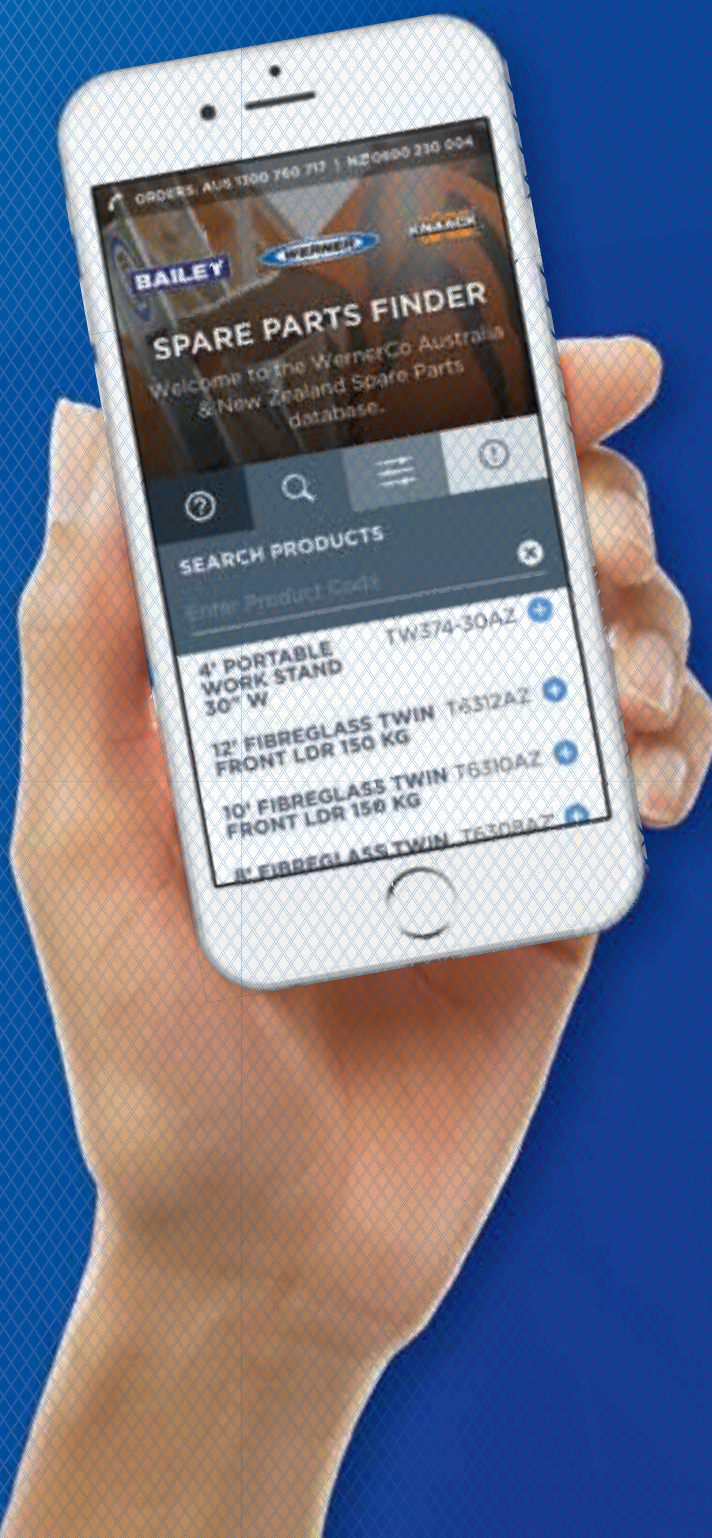
Is the ladder riveted or Punchlock?

Step 7

What size is the ladder? Count the number of treads or rungs, Eg. 6 foot

Step 8

Select the Load Rating of the ladder (100-170kg).





**FOR FURTHER INFORMATION,
PLEASE CONTACT OUR CUSTOMER
CARE CENTRE 1300 760 717**

BAILEYLADDERS.COM.AU

Orders: AUS.Orders@wernerco.com

Claims: AUS.RMA@wernerco.com



WernerCo Australia Pty Ltd A.B.N. 88 151 127 061

All details in this brochure are correct at time of printing.
WernerCo Australia reserves the right to alter product
specifications at any time without notice.

©2017 Werner Co. BAI 092017